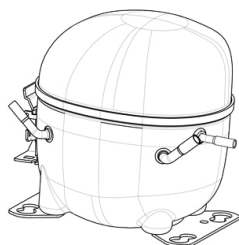



NEK6213U



 **ENGINEERING CODE**
863CA58

 **REFRIGERANT**
R-290

 **POWER SUPPLY**
220-240 V 50 Hz

 **APPLICATION**
MBP

 **MOTOR TYPE**
CSIR

 **STANDARD**
ASHRAE

 **COOLING CAPACITY**
976 W

 **EFFICIENCY**
1.73 W/W



DATA

GENERAL DATA

Model	NEK6213U
Type	Hermetic Reciprocating
Technology	ON/OFF
Compressor Application	MBP
Expansion Device	Capillary Tube or Expansion Valve
Compressor Cooling	Fan/220
HP	1/2
Starting Torque	HST
Plant	SLOVAKIA

ELECTRICAL DATA

Start Winding Resistance	20.88 Ω at 25°C
Run Winding Resistance	3.93 Ω at 25°C
Locked Rotor Amperage (LRA) 50Hz	19.3 A

MECHANICAL DATA

Displacement	12.11 cm ³
Oil Charge	350 ml
Oil Type	ESTER
Oil Viscosity	ISO22
Weight	11.1 Kg

ELECTRICAL COMPONENTS

Start Capacitor	53-64 µf/330 V
CSR CSIR BOX	No
Starting Device Type	RELAY
Overload Protection	T0743/G6

EXTERNAL CHARACTERISTICS

Base Plate	SMALL
Tray Holder	YES

Connector	Internal Diameter	Shape	Material
Suction	8.1 mm	SLANTED 42°	COPPER
Discharge	6.1 mm	STRAIGHT	COPPER
Process	6.1 mm	SLANTED 42°	COPPER

PERFORMANCE

TESTED CONDITIONS

Tested Refrigerant	R-290
Tested Application	MBP
Tested Standard	ASHRAE
Tested Cooling	Fan
Tested Voltage	220 V
Tested Frequency	50 Hz
Refrigerant Temperature	Dew

RATED POINTS

Condensing Temperature °C	Evaporating Temperature °C	Cooling Capacity W	Efficiency W/W	Power Consumption W	Current A	Gas Flow Rate kg/h
54.4	-6.7	976	1.73	563	3.81	11.16

Test Condition: Subcooling 8.3 K, Return Gas 35 °C. Data generated in accordance to EN 12900:2013 polynomial equation and tolerance guidelines.

PERFORMANCE CURVE**Condensing Temperature 35°C**

Evaporating Temperature °C	Cooling Capacity W	Efficiency W/W	Power Consumption W	Current A	Gas Flow Rate kg/h
-20	725	1.81	400	3.29	6.98
-15	894	2.09	427	3.37	8.65
-10	1092	2.38	459	3.45	10.60
-5	1319	2.70	488	3.54	12.86
0	1575	3.07	512	3.62	15.44
5	1861	3.54	526	3.69	18.37
10	2179	4.15	525	3.75	21.66

Test Condition: Subcooling 8.3 K, Return Gas 35 °C. Data generated in accordance to EN 12900:2013 polynomial equation and tolerance guidelines.

PERFORMANCE CURVE**Condensing Temperature 45°C**

Evaporating Temperature °C	Cooling Capacity W	Efficiency W/W	Power Consumption W	Current A	Gas Flow Rate kg/h
-20	644	1.46	442	3.36	6.70
-15	794	1.69	471	3.47	8.29
-10	970	1.91	508	3.59	10.18
-5	1174	2.14	548	3.70	12.38
0	1405	2.39	588	3.82	14.91
5	1665	2.68	621	3.93	17.79
10	1954	3.03	645	4.03	21.05

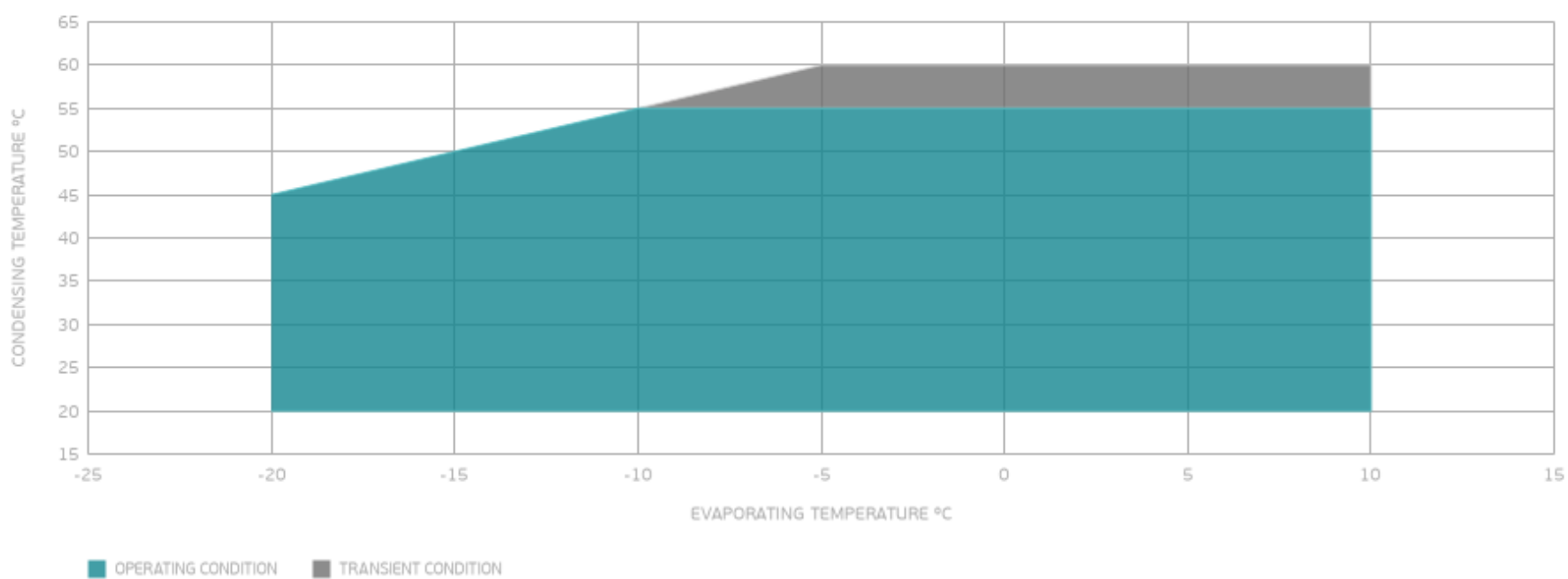
Test Condition: Subcooling 8.3 K, Return Gas 35 °C. Data generated in accordance to EN 12900:2013 polynomial equation and tolerance guidelines.

PERFORMANCE CURVE**Condensing Temperature 55°C**

Evaporating Temperature °C	Cooling Capacity W	Efficiency W/W	Power Consumption W	Current A	Gas Flow Rate kg/h
-10	853	1.60	535	3.72	9.77
-5	1031	1.78	580	3.87	11.89
0	1236	1.96	630	4.03	14.34
5	1467	2.16	678	4.18	17.16
10	1726	2.39	721	4.33	20.36

Test Condition: Subcooling 8.3 K, Return Gas 35 °C. Data generated in accordance to EN 12900:2013 polynomial equation and tolerance guidelines.

ENVELOPE



EXTERNAL DIMENSIONS

